



DADA POETRY

FLYING CAFE - TOOLBOX





WHAT
poetry workshop

FOR WHOM
youth, educators,
youth workers,

WHY
boosting creativity,
reflection,
mindfulness

DADA POETRY



Latająca Kawiarnia



NAUSIKAFE



EUROPEJSKI
KORPUS
SOLIDARNOŚCI

DADA POETRY WORKSHOP



What is DADA?



It's an early 20th-century avant-garde art movement, including literature and poetry. It valued spontaneity, creativity, intuition, irrationality, challenging patterns and tradition. It expressed discontent with war, violence and nationalism.

Dada poems often use nonsense words, forcing readers to question the meaning of what's written, inviting them to get out of the beaten track, and encouraging deeper reflection.

PREPARATION

1,5 h per session

10 - 30 participants, optimal 15

Materials:

- paper, scissors, glue
- old magazines, newspapers, leaflets
- markers, pens, crayons,
- imagination
- mindfulness and focus on our own and other poet's narration
- optionally: metaphorical associative cards COPE deck and OH-cards





SCENARIO BY KASIA IOFFE

E K A T E R I N A K A V A L I O N A K -
H L U K H O U S K A Y A

10 min - introduction, warm-up, getting grounded with our emotions and feelings, any game of associations, creativity warm-ups eg. enlisting all things fluffy and white, giving a definition of an object only using words starting with letter P etc.

40 min - the main part, creating dada poetry: cutting letters, words, sentences, and pictures out of the visual materials and assembling them into a collage can be also with the topic proposed by the leader

30 min - presentation of the poems

10 min - summing up, reflection and sharing feeling

KASIA IOFFE

Belarusian poet, a graduate of psychology, certified art therapist, student of literary criticism, member of Belarusian PEN-Club and Kraków Flying Cafe educators group.







YOU ALSO CAN TRY TZARA METHOD




Method of Tristan Tzara, poet, essayist, performance artist, one of Dada Movement founders.

"To make a Dadaist poem:

- Take a newspaper.
- Take a pair of scissors.
- Choose an article as long as you are planning to make your poem.
- Cut out the article.
- Then cut out each of the words that make up this article and put them in a bag.
- Shake it gently.
- Then take out the scraps one after the other in the order in which they left the bag.
- Copy conscientiously.
- The poem will be like you.
- And here are you a writer, infinitely original and endowed with a sensibility that is charming though beyond the understanding of the vulgar." Tristan Tzara






DADA CYCLE WORKSHOP SCENARIO

BY KASIA IOFFE

1st session - individual dada poems-collages from words and pictures

2nd session - creating in-pairs poems out of associative cards (2 nonverbal and one with a notion). It is recommended to use COPE deck, metaphorical associative cards and Moritz Egetmeyer OH-cards. 

3rd session - creating interview-poems, working in groups of 3, where each person takes twice a role of a poet-reporter and once a role of a narrator who tells a true story with mediocre emotional tension, avoiding retraumatizing danger. Two poet-reporters while listening are noting quotes from the narrator's story, until they will create a poem out of them. Later the poems are presented and participants analyze and reflect on them, especially on how the interpretations of the story vary depending on the listener.



DADA

